

Information

Hours	10:00a.m.—5:00p.m. (Entry permitted until 4:30p.m.)		
Closed	Wednesdays (when Wednesday falls on a National Holiday, we close on the next day.) Also closed: December 28 th –January 4 th		

Admission Fees	Adults	College and University Students	High School Students and Younger
Individual	580 yen	250 yen	Free Admission
Group (20 or more)	490 yen	200 yen	

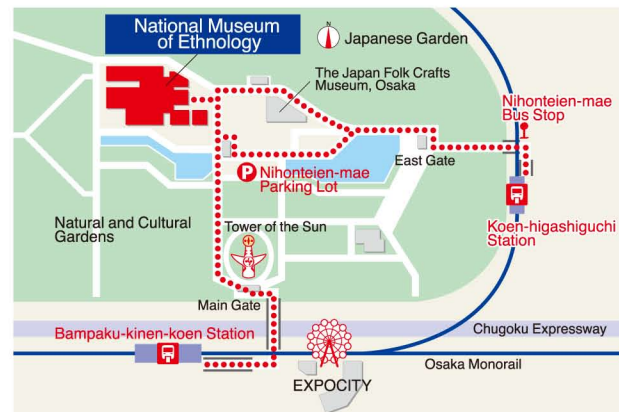
An additional fee may be necessary for special exhibitions.

Group discount fee also applies to the following visitors (please present documentation):

- Students who use the Museum as part of their course work
- Those who have visited the Museum within the previous three months
- Visitors aged 65 and over

- Admission is free for holders of a Disabled Person's Handbook and one accompanying person per holder.
- For college students and general visitors: please buy a museum ticket at the ticket windows of the Natural and Cultural Gardens (center, west, or north entrance). Ticket holders can pass through the garden at no charge.
- For high school students and younger to pass through the Natural and Cultural Gardens (paid area): tell the person at the window of the garden (center, west, or north entrance) that you are going to Minpaku and receive a pass.
- Visitors can access the Museum from the east entrance without going through the Natural and Cultural Gardens (paid area).
- If you visit the Natural and Cultural Gardens (paid area), you need to buy an entry ticket.

Minpaku Film Shows	Each film is accompanied by a public lecture.
Special Lectures and Performances	Performing arts from around the world with special lectures on ethnological topics.
Minpaku Seminars	On the third Saturday of every month, we present seminars for the general public.
Minpaku Weekend Salon	Our researchers give informal talks to the general public on Sunday.
Entrance Hall Events	A large Dutch street organ is played and workshops are held.
The Minpaku Associates	Members receive benefits such as the <i>Kikan Minzokugaku</i> [Ethnology Quarterly], monthly lectures and seminars. For details, contact the Senri Foundation, TEL : 06-6877-8893



Access

- By Osaka Monorail, from Bampaku Kinen Koen Station or Koen Higashiguchi Station it is about a 15-minute walk to the Museum through the Natural and Cultural Garden.
- By bus, from Hankyu Ibaraki-shi Station and JR Ibaraki Station alight at Nihon Teien Mae, from which it is about a 13-minute walk to Minpaku.
- By car, please park at one of the parking lots for the Expo'70 Commemoration Park. From the nearest pay parking lot, in front of the Japanese Garden, it is about a 5-minute walk to the Museum. Please enter the Museum through the side door adjacent to the Japanese Garden Gate.
- By taxi, you will get dropped off in the parking lot in front of the Japanese Garden. Please enter the Museum through the side door adjacent to the Japanese Garden Gate.

Contact details TEL. +81-(0)6-6876-2151
FAX. +81-(0)6-6875-0401
10-1 Senri Expo Park, Suita, Osaka 565-8511
URL www.minpaku.ac.jp/english/

2019.6



National Museum of Ethnology

General Information

ENGLISH



Illustrated by Boojit

About the Museum

The National Museum of Ethnology

was founded in 1974 and opened to the public in 1977.

It is a comprehensive research museum with academic staff specializing in ethnology and related fields.

The Museum holds extensive collections of cultural artifacts and related materials (digital, audio-visual, and printed).

We aim to provide the general public

with accurate and current information on societies around the world, in order to facilitate mutual understanding among all people.

In Japanese, the National Museum of Ethnology is referred to as “Minpaku”.

● Main Building Galleries

The main building has permanent exhibition galleries focused on regions and cross-cultural themes. The regional exhibitions are arranged so that visitors begin with Oceania, then work their way eastward around the world, arriving in Japan at the end. The cross-cultural exhibitions for music and language represent ethnic cultures from around the world.

● Special Exhibitions

These exhibitions introduce research related to specific themes and materials. Held in the Special Exhibition Hall two times a year.

● Thematic Exhibitions

Smaller temporary exhibitions held several times a year in the main building.

● Free Zones

The ‘Introduction’ display, ‘Discovery Space’, and ‘Videotheque’ can be seen and used free of charge.

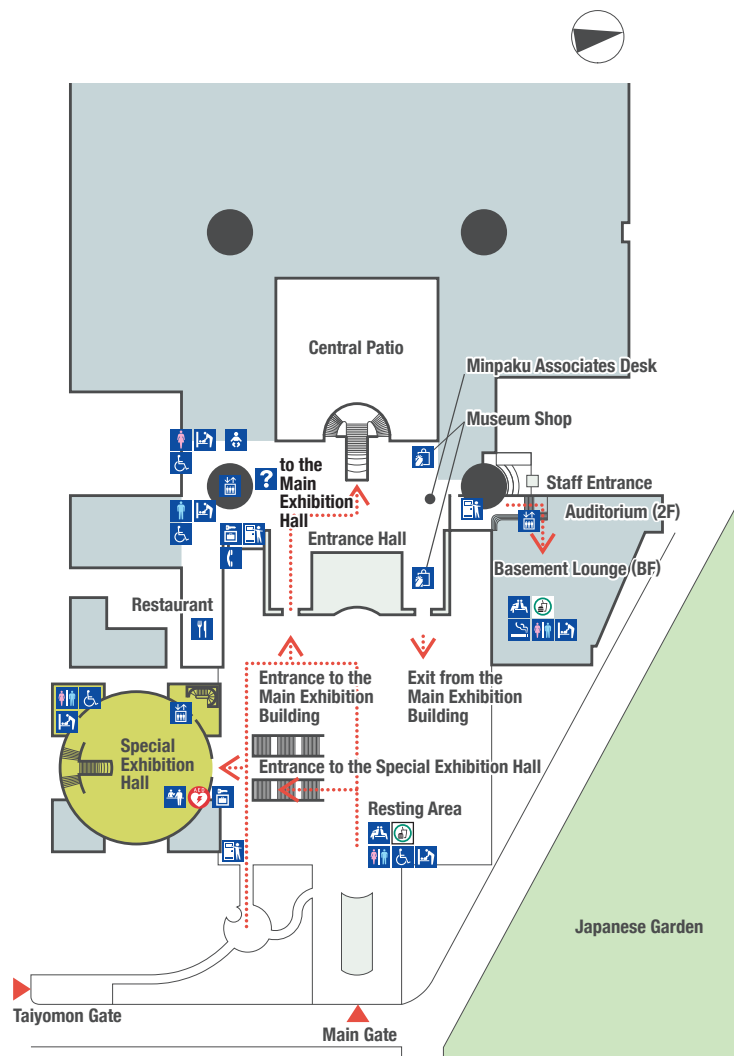
● Library

Our library on the third floor is open to the public.

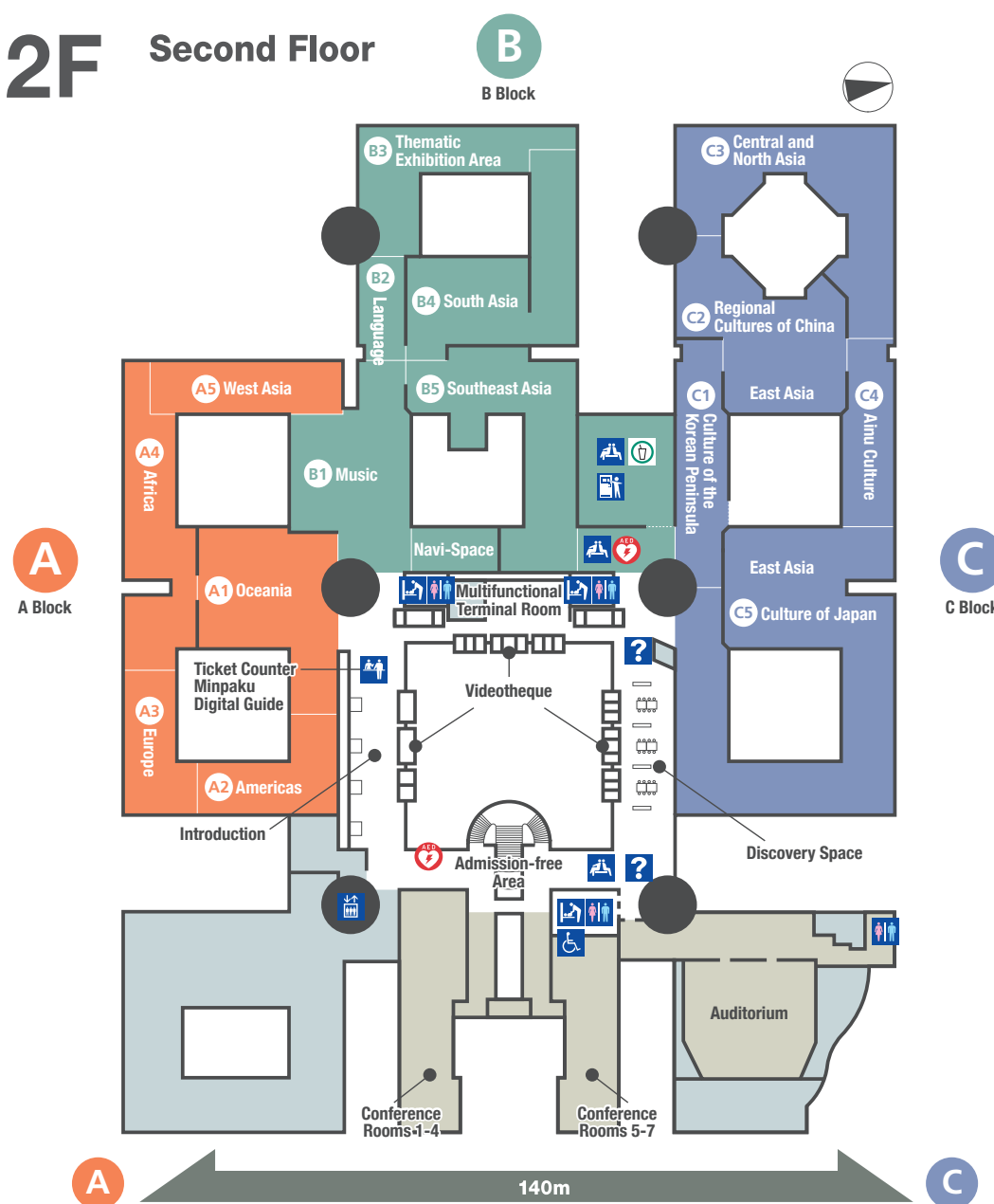


国立民族学博物館
National Museum of Ethnology

1F First Floor



2F Second Floor




Legend

- Information Counter
- Ticket Counter
- Rest Area
- Rest Area (food and beverages allowed)
- Rest Area (beverages allowed)
- Elevator
- Public Telephone
- Coin Lockers
- Smoking Area
- Vending Machines
- Restroom
- Restroom for Gentlemen
- Restroom for Ladies
- Multipurpose Restroom
- Nursing Room
- Changing Table
- Restaurant
- Museum Shop
- Automated External Defibrillator

Discovery Space

Visitors can learn in greater detail about Minpaku research and exhibits at the Research Desk and the *Kenkyū no genba kara* (Voices from the Field) and *Sekai wo sawaru* (Touch the World) displays.



Videotheque

Visitors can freely choose and watch video programs on lifestyles, rituals, and performing arts around the world.



Minpaku Digital Guide

Portable visual and audio guide players are available free of charge to help visitors enjoy the exhibits.



Library (3F, Main building)

Minpaku Library is the largest library in Japan specializing in cultural anthropology and ethnology. Entrance is free.

Closed:
Wednesdays, Sundays,
and National Holidays



Museum Shop

The shop sells craftwork from around the world, books, and magazines.

TEL:06-6876-3112
FAX:06-6878-8421



Restaurant

Savor varied dishes from around the world.

Open:
11 a.m. to 4:30 p.m.
TEL:06-6876-1293



Using the Museum

Hand Baggage

Please use the coin return lockers on the first floor. Large bags can be checked in at the Information Counter and Ticket Counter. Long umbrellas and sporting goods cannot be brought into the museum.

Photographs and Videos

Taking photographs and videos for personal use is allowed. Tripods, monopods, selfie sticks and lighting stands are not allowed. At some special or thematic exhibitions, additional restrictions may apply.

Eating and Drinking

Food or drink, including candies and gum, may not be brought into the exhibition areas. Eating and drinking should take place only in designated areas. Eating is permitted only at the restaurant and in the basement resting areas.

- A Block
- B Block
- C Block
- Admission-free Area
- Special Event Area
- Staff Access
- Special Exhibition Hall